

- Education

- Design Survey

- Collect Responses

- Analyze Results

- [View Summary](#)

- [Browse Responses](#)

- [Filter Responses](#)

- [Crosstab Responses](#)

- [Download Responses](#)

- [Share Responses](#)

Displaying 1,123 of 1,511 respondents

Jump To:

Response Type:
Normal Response

Collector:
Web Link
(Web Link)

Custom Value:
empty

IP Address:
14.97.124.120

Response Started:
Friday, September 28, 2012 12:54:14 AM

Response Modified:
Friday, September 28, 2012 5:30:57 AM

1. Kindly provide the details of the institution

Name of Institution: - ELPHINSTONE COLLEGE

Year of Establishment of the Institution: - 1856

Address Line 1: - 156, M.G. ROAD,

Address Line 2: - FORT, CHURCHGATE

City/Town: - MUMBAI

State: - MAHARASHTRA

Postal Code: - 400032

Email Address: - elphinstone1856@gmail.com

2. NAAC Accreditation/ Reaccreditation Details

Year of Accreditation/ Reaccreditation: - 2004

Current Grade: - A

3. Institutional Status

Affiliated Permanent

4. Contact Person Details

Name of Head of Institution: - Dr. Pratima Sharad Jadhav

Contact Phone: - 022 22843797

Email: - pratijadhav@yahoo.co.in

Website URL: - elphinstone.ac.in

Name of IQAC Co-ordinator - Dr. Suchita Krishnaprasad

Email: - drsuchk@gmail.com

5. Number of academic programmes existing (Enter a number; 0 for nil)

Undergraduate (BA/B.Sc./B.Com etc.) - 05

Post Graduate (MA/M.Sc./M.Com etc.) - 01

Research Programmes (M.Phil/P.hD) - 02

Certificate Programmes - 00

Professional Programmes (B.Tech/M.Tech/B.Ed/M.Ed/Medicine/Pharmacy/Paramedical/Nursing etc) - 00

Other value added programmes - 05

Any other programme offered (Specify) - 02

6. Details on Programme Development (Enter a number; 0 for nil)

New programmes added during the year - 02

New programmes designed - 01

Programmes under revision - 00

Interdepartmental collaborative programmes - 00

Inter institutional collaborative programmes - 01

Number of review committee recommendations implemented (Total) - 10

Number of NAAC peer team recommendations implemented - 14

Number of UGC/any other expert committee recommendations implemented - 00

Number of review committee recommendation under implementation - 27

Number of NAAC peer team recommendations under implementation - 06

Number of UGC/ any other expert committee recommendations under implementation - 00

7. Faculty Details (Enter a number; 0 for nil)

Total faculty strength required as per norms for all programmes - 69

Total faculty on rolls - 45
Faculty added during the year - 20
Faculty positions vacant - 22
Faculty left during the year - 02
Total number of visiting faculty - 01
Total number of guest faculty - 01

8. Qualification of Faculty

PhD and Above - 17
MPhil - 09
Masters - 64
Any other (Specify) - 07

9. Faculty qualification improvement

PhD awarded to existing faculty - 01
MPhil awarded to existing faculty - 02
Any other degree awarded to existing faculty - 00

10. Administrative Staff Details (Enter a number; 0 for nil)

Administrative staff (total sanctioned) - 20
Administrative staff (Actual strength) - 18
Added during the year of reporting - 00
Left during the year - 00
Number of posts vacant - 02

11. Technical Support Staff Details (Enter a number; 0 for nil)

Technical Support Staff (Total sanctioned strength) - 40
Technical Support Staff (Actual strength) - 31
Added during the year - 00
Left during the year - 00
Number of posts vacant - 09

12. Establishment details

Year of establishment of IQAC - 1/7/2005

13. Composition of IQAC (Enter a number; 0 for nil)

Number of IQAC members - 16

Number of Alumni in IQAC - 00

Number of Students in IQAC - 01

Number of Faculty in IQAC - 10

Number of Administrative Staff in IQAC - 01

Number of Technical Staff in IQAC - 01

Number of Management Representatives - 01

Number of External experts in IQAC - 01

Number of any other stakeholder and community representatives - 01

14. IQAC Meetings

Number of IQAC meetings held during the year - 10

15. Whether Calendar of activities of IQAC formulated for the academic year

Yes

16. IQAC Plans for Development (Enter a number; 0 for nil)

Number of academic programmes proposed - 07

Number of value added programmes proposed - 03

Number of skill oriented programmes proposed - 10

Number of faculty competency and development programmes proposed - 07

Number of other staff development programmes proposed - 05

Number of student mentoring programmes proposed - 15

Number of co-curricular activities proposed - 22

Number of inter departmental cooperative schemes proposed - 04

Number of community extension programmes proposed - 19

Any other programmes proposed (Specify) - 05

17. IQAC Plans for development & Implementation (Enter a number; 0 for nil)

Number of academic programmes implemented - 02

Number of value added programmes implemented - 02
 Number of skill oriented programmes implemented - 10
 Number of faculty competency and development programmes implemented - 06
 Number of other staff development programmes implemented - 02
 Number of student mentoring programmes implemented - 10
 Number of co-curricular activities implemented - 15
 Number of inter departmental cooperative programs implemented - 02
 Number of community extension programmes implemented - 16
 Any other programmes suggested that are implemented (Specify) - 03

18. IQAC Seminars and Conferences (Enter a number; 0 for nil)

Number of seminars/ conferences/ workshops organized by IQAC within the institution - 05
 Number of participants from the institution - 27
 Number of participants from outside - 00
 Number of external experts invited - 01
 Number of external conferences/seminars/ workshops on institutional quality attended - 00
 Number of events conducted with IQACs of other institutions as collaborative programmes - 00

19. Did IQAC receive any funding from UGC during the year ?

No

20. If the response to Qn. 18 is Yes, please provide the amount received from UGC - (Input 0 - if NA/NIL-) Any other source including internal financial support from the management (Specify amount)

Amount Received from UGC - 0
 Amount Received from any other source including the college management - 0

21. Any significant contribution made by IQAC on quality enhancement during current year (Please provide details in bullet format)

•Carried out SWOT analysis for the College. •Created benchmarks in every area of quality •Facilitated implementation of i. new courses enhancing employability ii. Creation of soft copies of annual teaching plan. iii. Wider availability of internet iv. Study circle among students v. Creating awareness regarding API vi. Implementing API for the teaching staff

22. Academic Programmes

Number of new academic programmes developed or designed by faculty - 01

Number of faculty members involved in curriculum restructuring/revision/syllabus development - 06

Number of programmes in which evaluation process reformation taken up and implemented - 05

Number of active teaching days during the current academic year - 182

Average percentage of attendance of students - 80

Percentage of classes engaged by guest faculty and temporary teachers - 30

Number of self financed programmes offered - 02

Number of aided programmes offered - 03

Number of programmes discontinued during the year - 00

23. Whether any systematic student feedback mechanism is in place ?

Yes

24. Feedback Details (If answer to Question 20 is Yes)

Percentage of courses where student feedback is taken - 100

25. Is feedback for improvement provided to the faculty?

Yes

26. Faculty Research, Projects, and Publication details for the year

Number of major research projects undertaken during the year - 01

Number of minor research projects undertaken during the year - 00

Number of major ongoing projects - 01

Number of minor ongoing projects - 01

Number of major projects completed - 00

Number of minor projects completed - 00

Number of major project proposals submitted for external funding - 05

Number of minor project proposals submitted for external funding - 01

Number of research publications in peer reviewed journals - 14

Number of research publications in international peer reviewed journals - 11

Number of research publications in national peer reviewed journals - 03

Number of research papers accepted for publication in international peer reviewed journals - 00

Number of research papers accepted for publication in national peer reviewed journals - 00

Average of impact factor of publications reported - 00
Number of books published - 01
Number of edited books published - 00
Number of books (single authored) published - 00
Number of books (coauthored) published - 01
Numbers of conferences attended by faculty - 24
Number of international conferences attended - 05
Number of national conferences attended - 19
Number of papers presented in conferences - 15
Number of papers presented in international conferences - 03
Number of papers presented in national conferences - 12
Number of conferences organized by the institution - 01
Number of faculty acted as experts resource persons - 09
Number of faculty acted as experts resource persons - international - 03
Number of faculty acted as experts resource persons- national - 06
Number of collaborations with international institutions - 00
Number of collaborations with national institutions - 06
Number of linkages created during the year - 03
Total budget for research for current year as a percentage of total institution budget - 3
Amount of external research funding received in the year - 718000
Number of patents received in the year - 01
Number of patents applied for in the year - 01
Number of research awards/ recognitions received by faculty and research fellows of the institute in the year - 00
Number of PhDs awarded during the year - 01
Percentage of faculty members invited as external experts/resource persons/reviewers/referees or any other significant research activities - 21

27. Student Details and Support Mechanisms

The total intake of students for various courses (Sanctioned) - 575
Actual enrollment during the year - 512
Student dropout percentage during the year - 00
Success percentage in the final examination across the courses - 82
Number of academic distinctions in the final examination and percentage - 64
Number of students who got admitted to institutions of national importance - 21
Number of students admitted to institutions abroad - 01
Number of students qualified in UGC NET/ SET - 00
Number of students qualified GATE/ CAT/ other examination (Specify) - 00

28. Does student support mechanism exist for coaching for competitive examinations?

Yes

29. Student participation, if response is yes to Qn. 27

Number of students participated - 94

30. Does student counselling and guidance service exist ?

Yes

31. Student participation, if answer to Qn. 29 is yes

Number of students participated - 201

32. Career Guidance

Number of career guidance programmes organized - 09

Percentage of students participated in career guidance programmes - 34

33. Is there provision for campus placement?

Yes

34. If yes to Qn. 32

Number of students participated in campus selection programmes - 59

Number of students selected for placement during the year - 04

35. Does gender sensitization program exist ?

Yes

36. If Answer is Yes to Qn 34

Number of programmes organized - 03

37. Student activities

Number of students participated in external cultural events - 08

Number of prizes won by students in external cultural events - 07

Number of cultural events conducted by the institute for the students - 14

Number of students participated in international sports and games events - 01

Number of students participated in national level sports and games events - 00

Number of students participated in state level sports and games events - 00

Number of students participated in university level sports and games events - 132

Number of prizes won by students in international sports and games events - 01

Number of prizes won by students in national level sports and games events - 00

Number of prizes won by students in state level sports and games events - 01

Number of prizes won by students in university level sports and games events - 00

Number of sports and games events conducted by the institute for the students - 01

38. Composition of students

Percentage of Scheduled Caste - 22

Percentage of Scheduled Tribe - 01

Percentage of other backward communities - 10

Percentage of women students - 30

Percentage of physically challenged - 1

Percentage of rural students - 1

Percentage of urban students - 99

39. Scholarships and Financial Support

Number of students availing financial support from the institution - 52

Amount disbursed as financial support from the institution - 74000

Number of students awarded scholarship from the institution - 250

Number of students received notable national/international achievements/recognition - 00

40. Student initiatives

Number of community upliftment programmes initiated by students - 04

Number of literary programmes initiated by students - 01

Number of social action initiatives based on science / environment initiated by students - 11

Number of student research initiatives - 07

41. Whether perspective plan for overall developmental activities is created ?

Yes

42. If the answer for Qn. 40 is Yes, is the plan implemented and monitored ?

Yes

43. Whether benchmarking is created for institutional quality management efforts ?

Yes

44. If the answer to Question 42 is Yes, please list the benchmarking in various areas of development in bullet format

•Participation of UG students in Research Activity •Funds from charity programme by an alumni used for scholarship •Courses to improve employability •Interactive e-learning by students- classnest •Study circle to encourage self study •Music Library •Language Laboratory

45. Is a Management Information System (MIS) in place ?

No

46. If answer to question 44 is Yes, please provide details of MIS applied to 1. Administrative procedures including finance 2. Student admission 3. Student records 4. Evaluation and examination procedures 5. Research administration 6. Others (enter the respective details corresponding to the serial numbers)

No Response

47. Existence of learning resource management

	Yes	No
e-database in library		X
ICT and smartclass room		X
e-learning sources (e-Books, e-Journals)	X	
Production of teaching modules	X	
Interactive learning facilities	X	

Comments:

48. Internal resource mobilization : Kindly provide the amount contributed

Research - 00

Consultancy and training - 00

Student contribution - 00

Alumni contribution - 125000

Wellwishers - 40000

49. Infrastructure and welfare spending: Please specify the amount

Amount spent for infrastructure development - 1468000

Amount spent for student welfare - 74000

Amount spent for staff welfare - 165000

50. Is delegation of authority practiced

Yes

51. Does grievance redressal cell exist ?

	Yes	No
Faculty	X	
Students	X	
Staff	X	

Comments:

52. Grievances received from faculty and resolved (Enter a number; 0 for nil)

Number of grievances received - 25

Number of grievances resolved - 16

53. Number of grievances received from students and resolved (Enter a number; 0 for nil)

Number of grievances received - 125

Number of grievances resolved - 125

54. Number of grievances received from other staff members and resolved (Enter a number; 0 for nil)

Number of grievances received - 22

Number of grievances resolved - 12

55. Has the institution conducted any SWOT analysis during the year

Yes

56. The SWOT analysis was done by internal or by external agency

Internal

57. Kindly provide three identified strengths from SWOT Analysis (in bullet format)

•Magazine India Today Survey has consistently ranked Elphinstone College among top 10 colleges in Mumbai •Large number of highly qualified staff •Supportive Alumni

58. Kindly provide three identified weaknesses from the SWOT analysis (in bullet format)

•Staff is Transferable •Difficulty in renovation due to heritage status •Insufficient space for expansion

59. Kindly provide two opportunities identified from the SWOT analysis (in bullet

format)

•Possibility of Networking with eminent institutions in the neighbourhood. •Greater involvement of Alumni for a richer contribution •Collaboration with industries and professional organisations

60. Kindly provide two identified challenges/threats from SWOT analysis (in bullet format)

•High institutional density

61. Identify any significant progress made by the institution towards acheiving the goals and objectives during the year (list below in bullet format)

•Student participation in maintaining discipline •Aptitude testing and career guidance for students with participation of parents. •Encouraging research activities among the students and teaching staff. •Initiating short term certificate courses to enhance employability. •Preparing students for competitive examinations. •Preparing an interactive mode of E-Learning 'Class-nest'. •Initiating study circle. •Inculcating environmental and social responsibilities among students. •Encouraging leadership qualities among students. •Arranging remedial classes for academically weak performers. •Implementing student welfare programmes. •Offering helpline to students to cope up with examination stress.

62. How do you perceive the role of NAAC in the quality development of your institution (Suggestions in bullet format to be given below)





•Appreciation by the NAAC team has boosted the confidence of all the stake holders. •Suggestions by the NAAC team have provided a path for further progress to improve upon the limitations. •Such quality audit is necessary to build and retain competency in Higher Educational Institutions, much needed during the era of globalisation.

- Follow Us:
- Facebook
- Twitter
- LinkedIn
- Our Blog
- Help:
- Tutorials
- Answers & FAQs
- Contact Support
- About Us:

- [Management Team](#)
- [Board of Directors](#)
- [Partners](#)
- [Newsroom](#)
- [Contact Us](#)
- [We're Hiring](#)
- [Sitemap](#)
- [Policies:](#)
- [Terms of Use](#)
- [Privacy Policy](#)
- [Anti-Spam Policy](#)
- [Security Statement](#)
- [Email Opt-Out](#)

-
- [Dansk](#)
 - [Deutsch](#)
 - [English](#)
 - [Español](#)
 - [Français](#)
 - [...](#)
 - [Italiano](#)
 - [Nederlands](#)
 - [...](#)
 - [Norsk](#)
 - [Português](#)
 - [Русский](#)
 - [Suomi](#)
 - [Svenska](#)
 - [..\(**\)](#)

Copyright © 1999-2012 SurveyMonkey

- Truste
- BBOnline
- RealWeb
- AT&T

